



SPRING GROVE POLICE DEPARTMENT

Chief - **Paul J. Folz**

118 1st Avenue NW
Spring Grove, MN 55974

Office Phone: 507-498-2677

Fax Number: 507-498-5298

Dispatch Phone Number (24 Hours) 507-725-3379

E-mail: chief.cityofsg@springgrove.coop

Web Site: www.springgrove.gov-office.com

February 16, 2021

TO: Spring Grove City Council

FROM: Paul J. Folz
Chief of Police

SUBJECT: 2020 End of the Year Report

The following is a summary of the activities, and other information of the Spring Grove Police Department for the year 2020.

As always, if there is information that you would like clarification on or more details on, please feel free to contact me.

Thank-you for taking the time to look at this report.

Sincerely,

A handwritten signature in blue ink that reads "Paul J. Folz".

Paul J. Folz
Chief of Police

What does the Spring Grove Police Department do?



“Incident Complaint Report (ICR) which we call, “CALLS FOR SERVICE”

The first section of this report refers to the activities that the police were involved in, in some fashion for 2020.

The first 2 pages shows a generic breakdown of the calls that were received in the City of Spring Grove and showing them in a general category. The next three pages are graphs that show the calls by day of the week, then the second graph shows the time of day that the call was reported. The third graph shows a comparison of the total calls received by year.

Spring Grove Police Department Calls for Service in 2020

911 HangUp	36
911 Open Line	10
Accident	19
Administrative ICR	2
Alarms	1
Animal Complaint	59
Assaults	6
Assist Other Agency	31
Attempt to Locate	1
Burglary	3
Child	10
Civil Matter	5
Community Policing	2
Damage to Property	10
Death	11
Death Notification	1
Disturbance	10
Domestic	13
Escort	20
Extra Patrol	9
Fire	9
Fireworks	1
Found	7
Fraud	2
Harassment	12
Information	4
Intoxicated Person	1
Juvenile	5
Liquor	1
Littering	1
Lost	7
MAARC REPORT	4
Medical	99
Missing Person	1
Motor Vehicle Unlock	10
Motorist Assist	4
Narcotics	1
Noise Complaints	3
NSF Check	5
Open Door	5
Ordinance Violation	73
Parking Complaint	45

Spring Grove Police Department Calls for Service in 2020

Predatory Offender	1
Probation Violation	1
Public Assist	11
Public Hazard	10
Scams	25
Suicide	2
Suspicious	45
Theft	36
Traffic Complaint	28
Traffic Stop	411
Trespassing	7
Trouble with Party	5
Vehicle Theft	2
Void	4
VOR (Vehicle Off Road)	3
Warrants	2
Welfare Checks	19
Total	1171

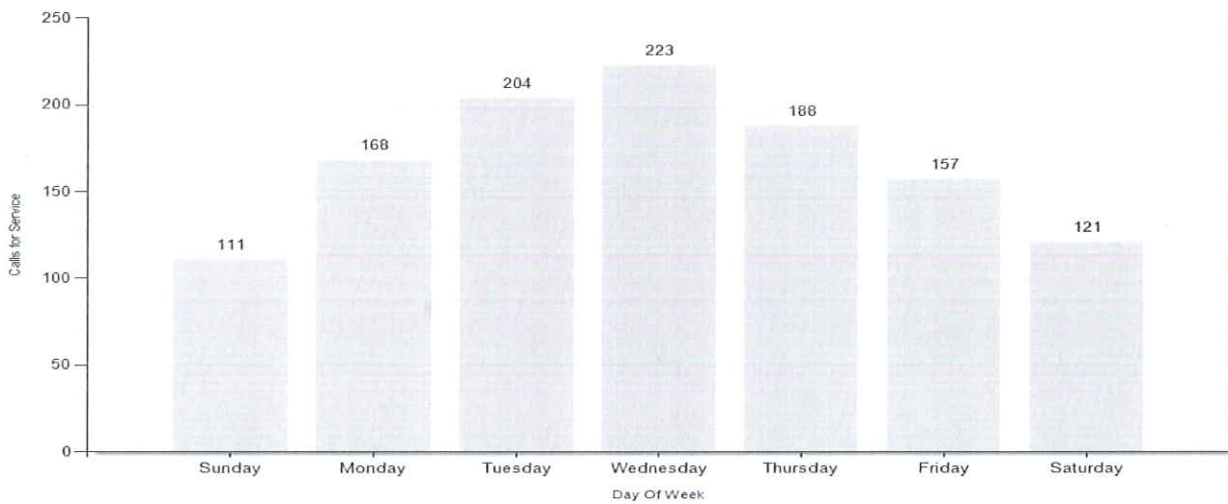


2020 Calls for Service by Day Of Week

Start Date: 1/1/2020

End Date: 12/31/2020

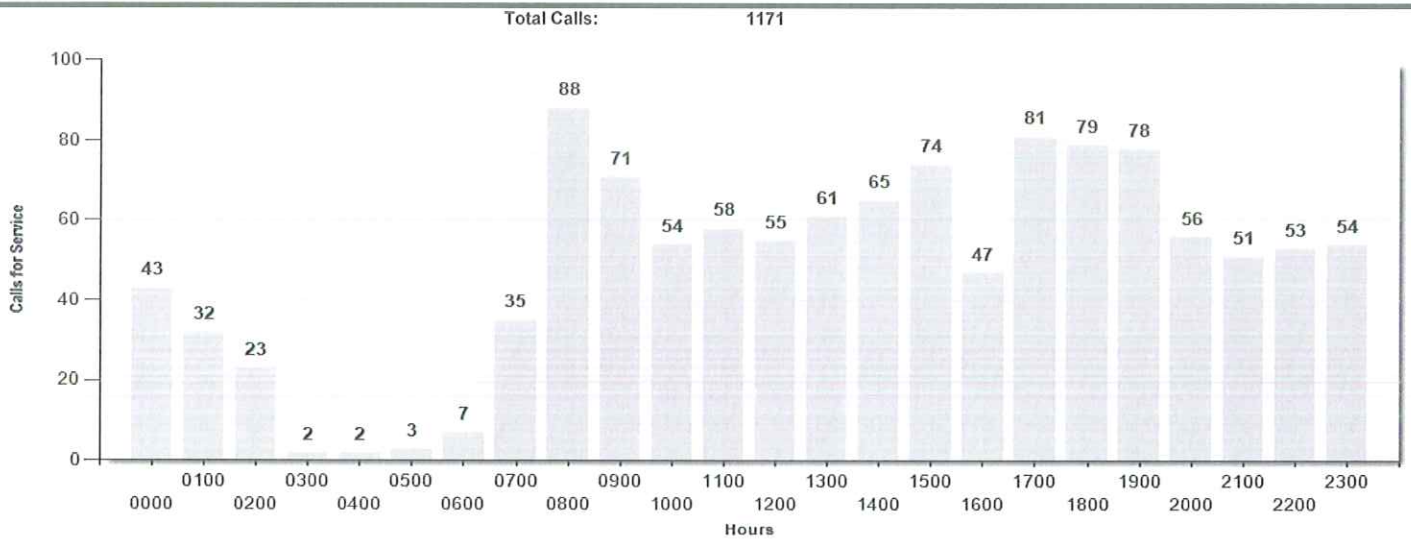
Total Calls: 1171



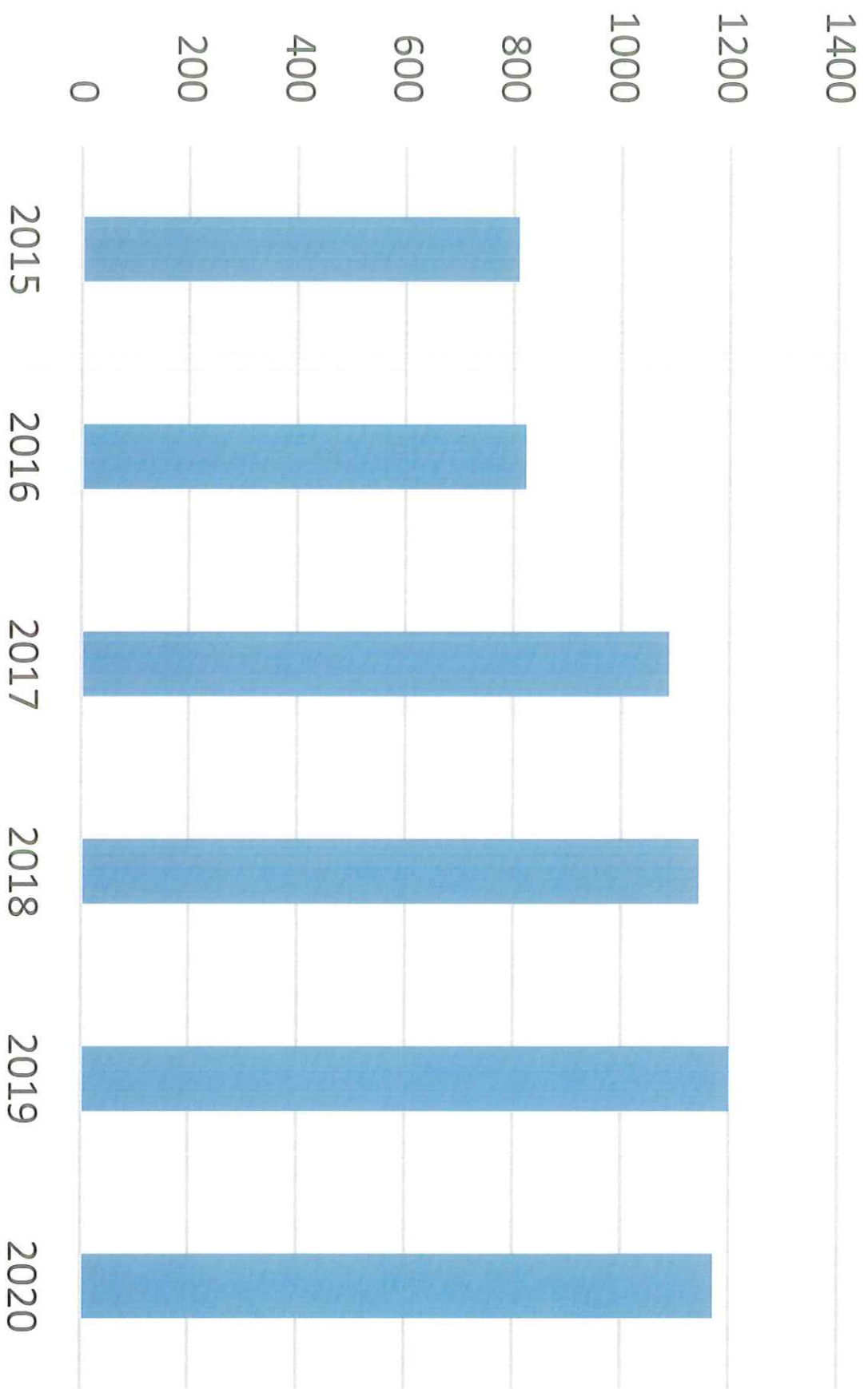


2020 Calls for Service by Hour

1/1/2020 to 12/31/2020



Calls for Service by Year



Criminal Cases Investigated

After an "ICR" has been recorded, then an officer responds, we now have two functions to perform. We take the necessary actions to complete the call. For example, in the case of where we are called to unlock a vehicle, because the owner locked the keys inside, and once the vehicle is unlocked, the call is complete and we have no further action. In the second event, we determine if there has been a crime committed, if the answer is true than an investigation is started. The evidence is collected and the victims and/or the witnesses are interviewed. There are also situations where the sheriff's department initially responds to the call, but the case is referred back to the police department for further investigations and follow-up.

On the next page, you will also find the page entitled "Spring Grove Police Department Case Disposition." This describes how the cases were brought to a final conclusion. Just a couple of notes, the "Restitution made" category will typically have the NSF Check cases but also situations like a "Gas Drive Off" where a customer came back and paid for the fuel and no charges were filed because they paid for the fuel after we contacted them.

Last year (2020) we spent approximately **894.00 hours** of time conducting investigations. The calculation concludes that we had a case closure rate of 99.9% for the year.


Spring Grove Police Department 2020 Case Disposition

Cases still being Investigated	32
City Attorney Declined to Prosecute	4
Cleared by Arrest	6
Cleared by Citation	139
Cleared by Long Form Complaint Filed	1
Cleared by Warning Citation	322
Investigation Complete - No further action will be taken	336
No Crime Committed	22
Officer took care of at Scene	262
Referred to Another Agency or Jurisdiction	7
Restitution made - No criminal charges will be filed	24
Victim request no action	16

Total

1171


With all those things to do? How do they spend their time?



Daily Log by Type

Activity Type	Total	Total Hours Logged	Total Hours Logged in Hours : Minutes
Holiday		366.50	
Patrol		3993.50	
Accidents		17.00	
Administrative		113.80	
Assist Other Agency		23.50	
Assist Public		16.50	
Commissions and Meetings		147.60	
Court		3.00	
Emergency Management Hours		8.50	
Family Funeral Leave		12.00	
Foot Patrol (Door Checks)		6.00	
Investigations		894.10	
Medical & Fire Assists		94.90	
Office - Mail & Messages		230.70	
Office - Review Reports (Old & New)		5.00	
Office - Writing Reports		52.20	
Office Detail		290.50	
Personal Time Off		514.50	
Public Relation & Events		0.50	
Training		121.30	
Transcription		1,112.50	
Vehicle & Office Maintenance		108.30	
Grand Total Hours Logged:		8,132.00	

Spring Grove Police Department Citations issued in 2020



Spring Grove Police Department Citations Issued fro Non-Traffic violations

Allow grass or weeds to grow higher than 6 inches	5
Allow Junk Vehicle within City Limits	9
Animal License Required	3
Animal runs at Large	2
Disorderly Conduct - Offensive, Abusive, Noisy or Obscene Actions	1
Domestic Assault - Inflicts or Attempts to Inflict Bodily Harm	2
Failed to Clean Sidewalk	4
Open Burning- Prohibited	1
Sidewalk in Business District to be cleaned by 8 AM	1
Theft of fuel from a Retailer	3

Total Citations Issued

31

**Spring Grove Police Department
Citations Issued for 2020**

72 Hour Maximum Parking	1
Driver Fails to Yield to Pedestrian in Crosswalk	2
Driver Must Carry Proof of Insurance when Operating Vehicle	1
Driving After Revocation	7
Driving After Suspension	5
Failed to Clean Sidewalk	4
Minor in Possession of Tobacco	2
No Drivers License in Possession	5
No Parking 2 AM to 6 AM	4
Open bottle - Possession	1
Operate Vehicle With Expired Registration	5
Parked Wrong Way - Against Traffic	1
Passing in a No Passing Zone	1
Possess/Sale Small Amount of Marijuana - No Remuneration	1
Speed - Excess of 30 mph Limit	32
Speed - Excess of 45 mph Limit	20
Taillights required on all motor vehicles	1
Winter Snow Parking Violation	24
Wireless Communications Device - Engage in cellular phone or	2

Total Traffic Citation Issued for 2020

119

Other Items of Interest

One of the interesting things that the council may not be aware of is the amount of revenue that is generated through the police department. In 2020, it is estimated that the police department generated over \$25,194.00 dollars in revenues. Revenues came from fines that were imposed by the court, NSF check collections fees, and reimbursements received from state and other entities and other sources.

The following chart will illustrate the fiscal responsibility that the police department exercises year after year.

Spring Grove Police Department Budget by Year

YEAR	BUDGETED AMOUNT	ACTUALLY SPENT	UNDER/OVER BUDGET	PERCENTAGE UNDER BUDGET	INCOME GENERATED	ACTUAL COST OF
2005	\$185,985.00	\$164,639.00	\$21,346.00	11.48%	No Information	\$164,639.00
2006	\$209,288.00	\$188,607.00	\$20,681.00	9.88%	No Information	\$209,288.00
2007	\$226,684.00	\$196,119.00	\$20,681.00	9.12%	No Information	\$226,684.00
2008	\$212,749.00	\$173,375.00	\$39,374.00	18.51%	\$16,090.00	\$157,285.00
2009	\$199,533.00	\$170,975.00	\$28,558.00	14.31%	\$18,454.00	\$152,521.00
2010	\$210,383.00	\$169,330.00	\$41,053.00	19.51%	\$21,577.00	\$147,753.00
2011	\$212,268.00	\$189,257.00	\$23,011.00	10.84%	\$22,593.00	\$166,664.00
2012	\$211,430.00	\$119,887.00	\$91,543.00	43.30%	\$20,816.00	\$99,071.00
2013	\$167,013.00	\$147,877.00	\$19,136.00	11.46%	\$16,398.00	\$131,479.00
2014	\$197,482.00	\$193,494.00	\$3,988.00	2.02%	\$22,108.00	\$171,386.00
2015	\$234,188.00	\$207,450.00	\$26,738.00	11.42%	\$24,471.37	\$182,978.63
2016	\$224,659.00	\$214,151.00	\$10,508.00	4.68%	\$26,856.00	\$187,295.00
2017	\$247,196.00	\$241,447.00	\$5,749.00	2.33%	\$26,935.00	\$214,512.00
2018	\$256,143.00	\$244,351.47	\$11,791.53	4.60%	\$26,526.37	\$217,825.10
2019	\$275,517.00	\$260,840.00	\$14,677.00	5.33%	\$28,705.00	\$232,135.00
2020	\$360,804.00	\$337,047.00	\$23,757.00	6.58%	\$25,194.00	\$311,853.00

In Closing

I hope that this report gives the council a more appreciative look at the duties that the police department performs on a daily basis.

My hope of this report is that it is a continuation of a dialogue between the members of the council and the police department. For the sake of the council, there is a large amount of information that is not covered in this report.

As always I thank the council for taking their time to review this report.

Respectfully Submitted,

A handwritten signature in blue ink, appearing to read "Paul J. Folz". The signature is stylized with a large initial "P" and a long, sweeping underline.

Paul J. Folz

Chief of Police